

**TRACK PANEL**  
**300.5106.MAL/WH**


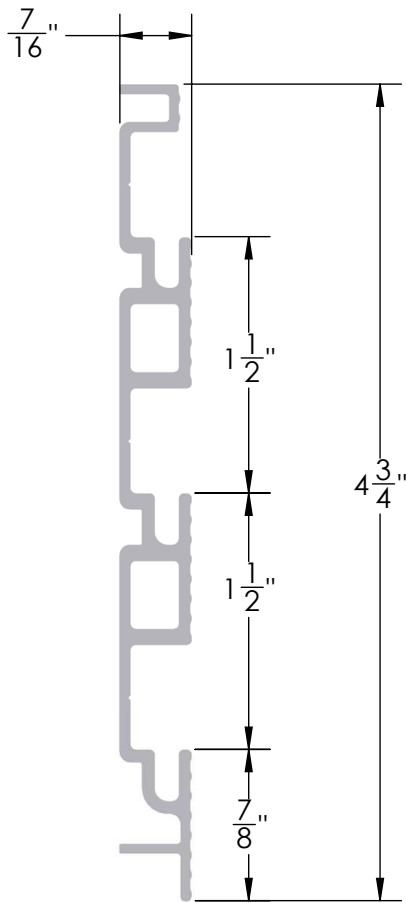
**DESCRIPTION & SPECIFICATIONS**

The track is designed with sturdy all-metal construction and is heavy duty enough to store all of your accessories with a clean and attractive look.

SIZE & CAPACITY | 97"

AVAILABLE FINISHES |  

Matte Aluminum, White.



**INSTRUCTIONS & SPECIFICATIONS**

- STEP 1: Cut the track to desired width and pre-drill screw holes.
- STEP 2: Use Painted Install Screws to install into studs. Where studs are not present use 3/16" SnapToggle with screw to anchor.
- STEP 3: Finish edges using Edge Profile or End Cap Set.

FINISH	CODE (FIN)
MATTE ALUMINUM	MAL
WHITE	WH

**TRACK SYSTEM  
MATTE ALUMINUM/WHITE**

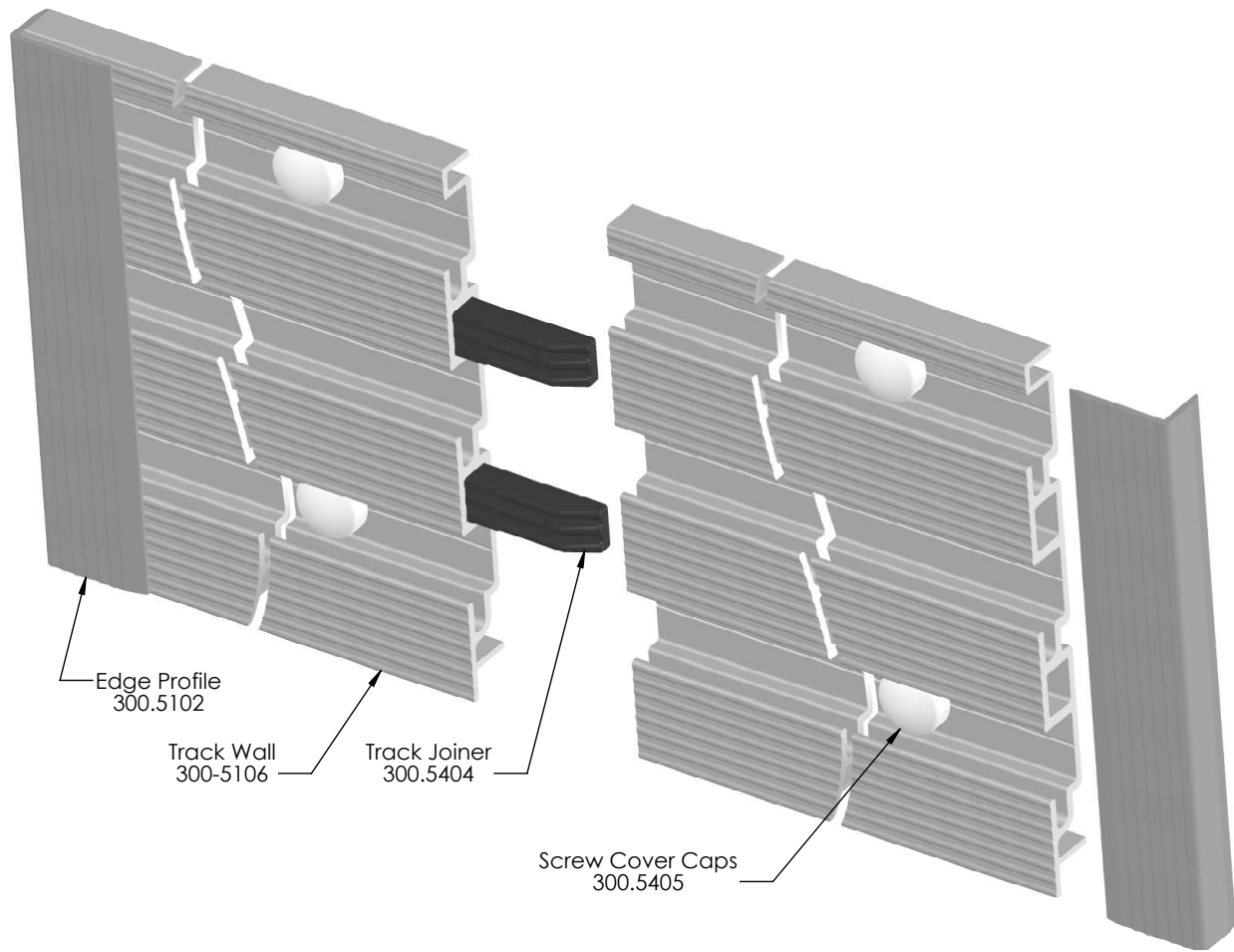

**DESCRIPTION & SPECIFICATIONS**

The TAG track system is the perfect solution for organizing your garage, office, closet and other areas with specialized hooks. The track replaces the outdated and unsightly pegboard system with functionality and aesthetics.

**AVAILABLE FINISHES**



Matte Aluminum, White.



**TRACK COMPONENTS & INSTALL HARDWARE**

COMPONENT	ITEM CODE	COLOR CODE	DESCRIPTION
FUSION TRACK	300.5106	MAL/WH	HOLDS HOOKS
EDGE PROFILE	300.5102	MAL/WH	FINISHES TRACK EDGES
SCREW COVER STRIP	300.5109	MAL/WH	CONCEALS SCREWS
TRACK JOINER	300.5404	BLK	JOINS TRACK PANELS

COMPONENT	ITEM CODE	COLOR CODE	DESCRIPTION
EDGE MOUNTING TAPE	300.5402	CLR	MOUNT EDGE PROFILE
PAINTED INSTALL SCREW	300.5401	MAL	INSTALL TRACK PANEL
HINGED SCREW CAPS	300.5405	MAL/WH	CONCEAL SCREWS
END CAPS	300.5403	BLK/WH	FINISH TRACK PANEL EDGES